



Tensor Launch

Enterprise remote connectivity
engineered for scale

Webinar

Speaker Info



Alexander Post
VP, Product Management
TeamViewer Tensor



Salil Lawande
Senior Product
Marketing Manager



Steffen Kaiser
Senior Enterprise
Solutions Engineer

Key Launch Highlights

Investment into our Flagship product with the focus on customer feedback

Enhanced Security

Enhanced security features such as account enforcement, scam protection to prevent misuse



Efficiency

Modern UI designed for ease of use to ensure you are effective and efficient



Scalability

New device management feature and mobile device management add-on ensure more scalability and security



Productivity

Supercharge your productivity with our power tools that help you search faster & connect quickly

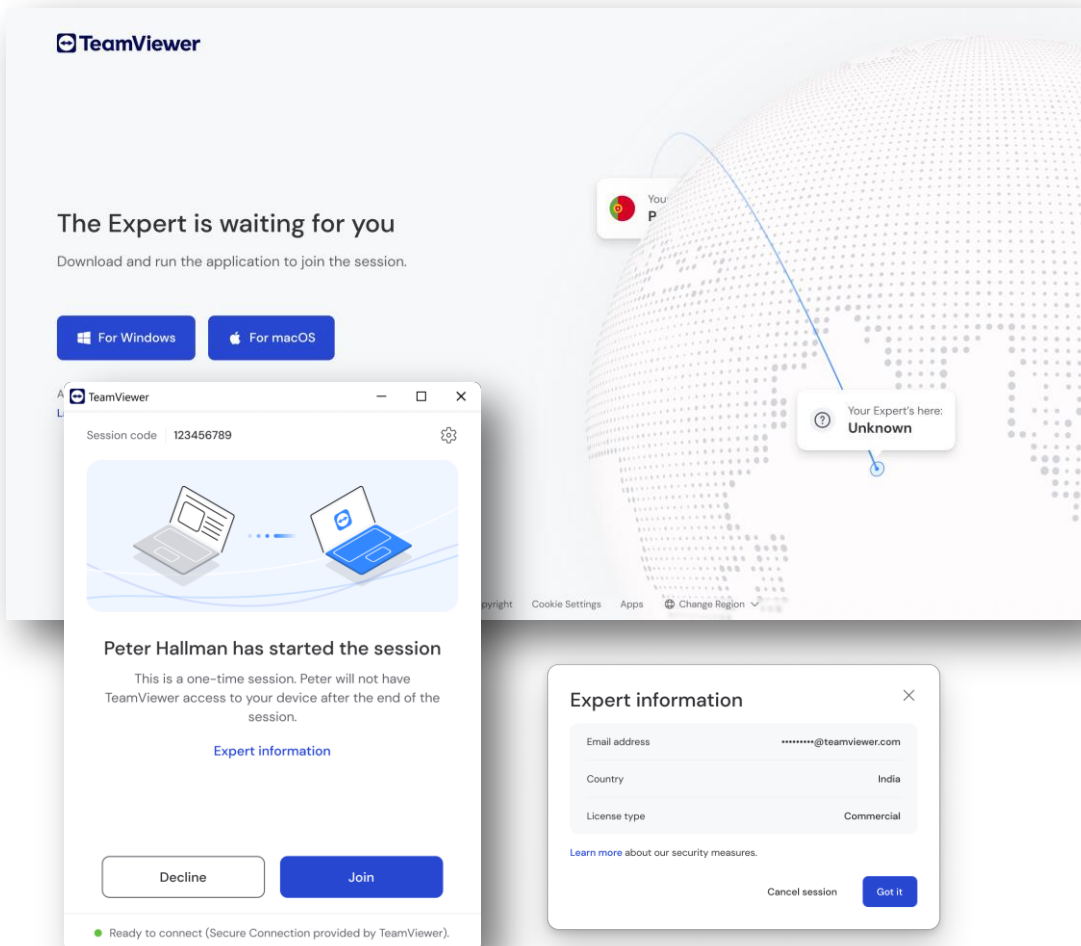


Licensing

Our licensing is simplified, comprehensive and covers more and more use cases than ever before.



Security



Scam protection

Prevent unauthorized sessions established between support agents and end users so they remain **secure and protected** against scams



Enhanced Conditional Access

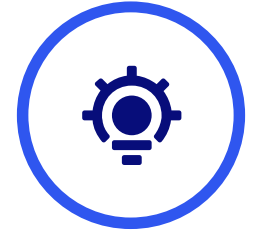
Enhanced Conditional Access feature with **Pre-approved access** that automatically terminates connections after the pre-approved time-period.



Exclusive Trust Link

Our new certificate-based **Exclusive Trust Link (BYOC)** ensures that only devices with valid certificates issued by your company can access, connect to each other.

Efficiency



✓ Streamlined session experience

Sessions are **structured and streamlined** to ensure effective and efficient support experience

✓ Connection flow

New remote connection flow (session-url) for **faster connections**

✓ Easy switch

Clear **visibility** and ability to switch between recent connections and remote devices

The screenshot displays the 'Remote Support' interface. At the top, there is a search bar and a 'New version' toggle. The main content area is titled 'Remote sessions' and includes a 'Join a session' button and a 'Create a session' button. Below this, a list of sessions is shown:

Session Name	Status	Details
New TeamViewer session 123 456 789	Ready	Start session
Assist AR session 987 654 321	Ongoing	Started 1h05m ago
New TeamViewer session Marta Silva	Waiting for user	Expires at 5:30 PM
Installation on device from Nurembe... Peter Born	Waiting for user	Expires tomorrow at 2:30 PM

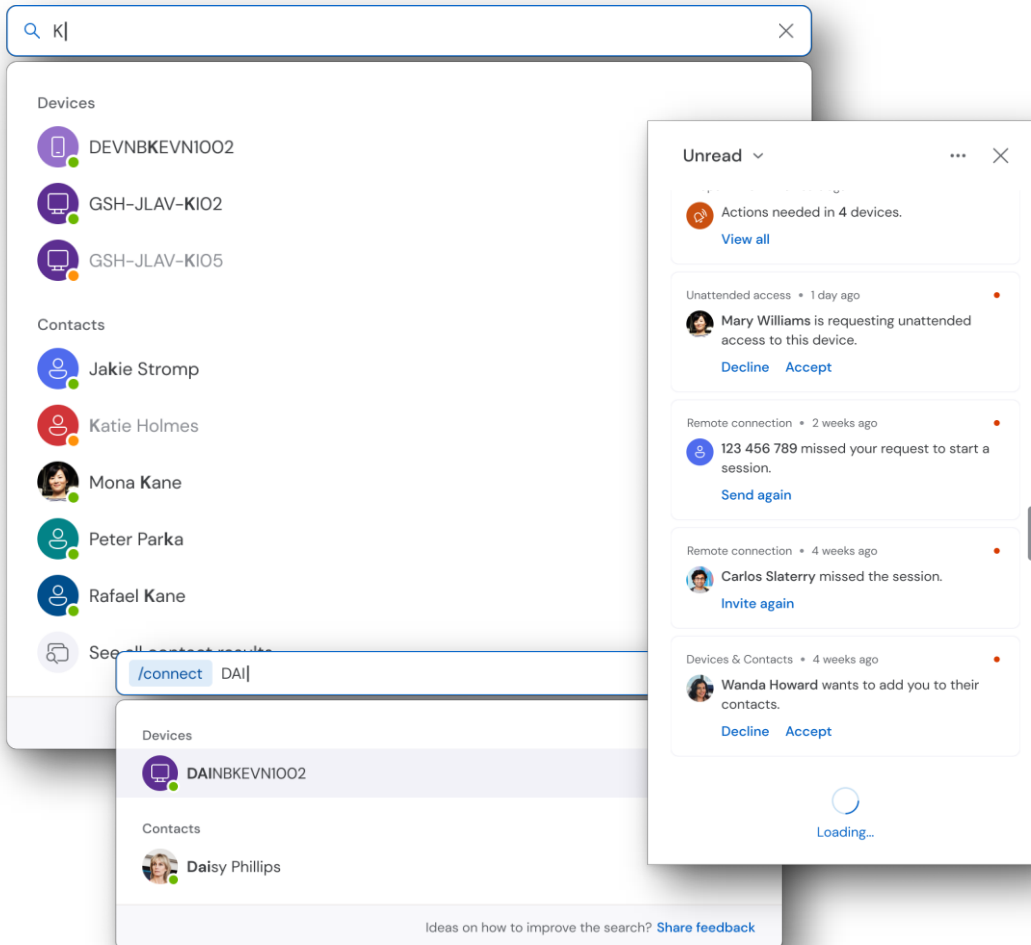

At the bottom of the session list, there is a link: 'Prefer the classic TeamViewer ID and password? [Connect here](#)'.

On the right side, the 'Connections' panel is visible, showing a list of recent connections:

- Recent
- Remote devices
- Jack London Marshall Juni... [Connect](#)
- JOHNPC
- Assist AR IDs 343-243
- Carla Moniz

A status bar at the bottom indicates: 'Ready to connect (Secure Connection provided by TeamViewer).'

Productivity



✓ Quick search

Reduce time and effort through our **improved search** capabilities for
Devices
Device groups
Recent connections
Contacts

✓ Quick connect

Type an ID and **connect quickly** with an unattended device right away

✓ Quick actions

Reduce recurring, repetitive tasks with **Quick actions**
/connect via ID
/createsession
/sendmessage

Scalability



- ✓ **New Device Management System**
Separate tabs for devices and device groups ensuring **ease of management** for large fleets of devices

- ✓ **Mobile Device Management**
Centralize, protect, secure and manage device lifecycle with ease using our MDM add-on

- ✓ **Scalable & Integrated**
All TeamViewer solutions are now in **one single, unified portal** ranging from remote support, access to remote management and much more.

The screenshot displays the 'Admin settings' interface for 'Devices'. The main panel shows a table of devices with columns for Name, TeamViewer ID, Groups, Policy, and Last online. A modal dialog titled 'Assign your policy' is open in the foreground, allowing users to select devices or device groups to assign a policy to. The dialog includes a search bar and a list of devices with checkboxes and group information.

Name	TeamViewer ID	Groups	Policy	Last online
DEVNBKBREIO45	1 982 829	Designers	Desktop PC's	1 hour ago
CLW-CSAT-LTO2	4 674 234	Designers +1	My policy	12 months ago
CLW-CSAT-LTO1	4 567 831	Sales	Test policy	4 days ago
CLW-CSAT-LTO3	345 673 245	Designers +1	Test policy 2	12 months ago
CLW-CSAT-LTO8	33 456 745	Sales	Test policy 4	1 hour ago
CLW-CSAT-LTO22	4 920 382	Designers +1	Test policy 4	2 years ago
CLW-CSAT-LTO4521	827 820 574	Designers	Test policy 6	6 days ago
CLW-CSAT-LTO1122	295 938 244	Sales	Test policy 5	1 hour ago
CLW-CSAT-LTO5	450 293 857	Designers +1	Test policy 3	12 months ago

Assign your policy

Select devices or device groups to assign this policy to.

Devices | Device groups

Search devices

- Select all (0/15)
- DEVNBKBREIO45 in 3 device groups
- CLW-CSAT-LTO8 in 2 device groups
- MCBDEVGOP4521 TV Bremen
- CLW-CSAT-LTO3 TV Porto

Cancel Assign

Demo highlights

Simplified and intuitive

Experience the new Tensor UI

Stay productive

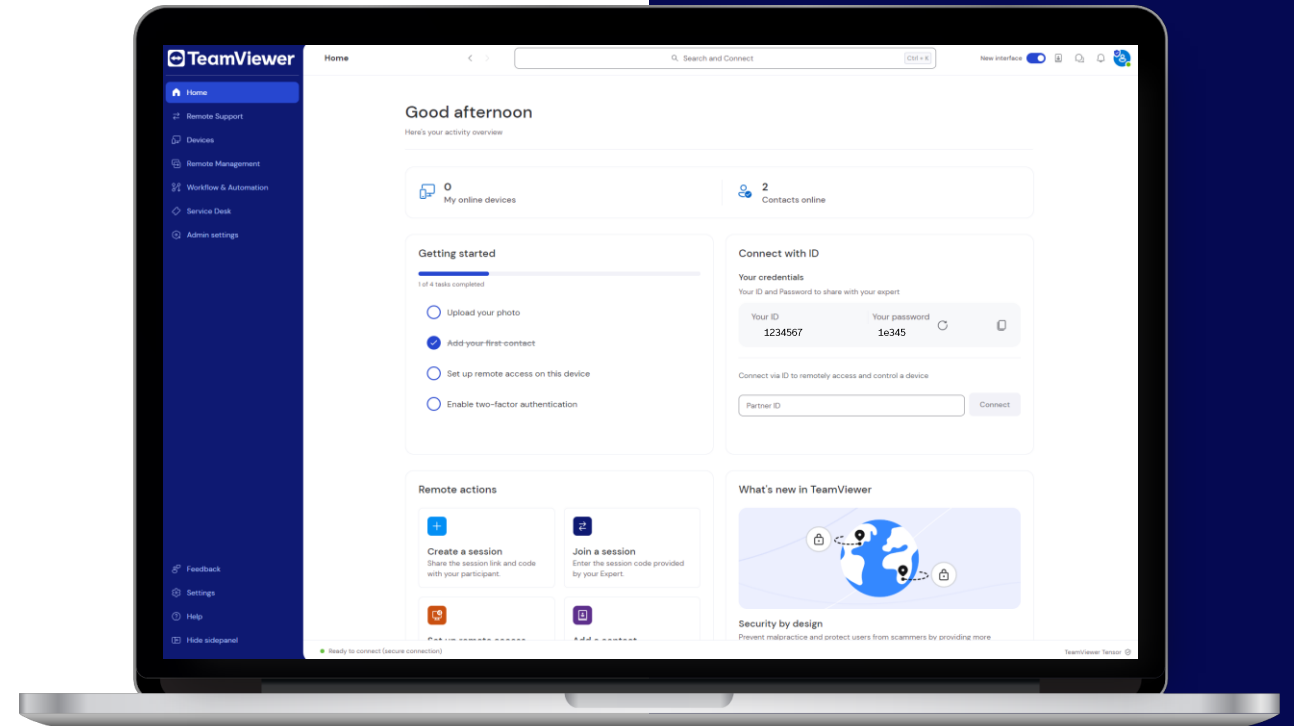
Powertools make it easy, effective and efficient

Stay secure

Ensure security with Conditional Access and Exclusive Trust Link (BYOC)

Management

MDM and Toggling new and old UI across your enterprise



Demo

Experience the new TeamViewer Tensor



Demo highlights

Simplified and intuitive

Experience the new Tensor UI

Stay productive

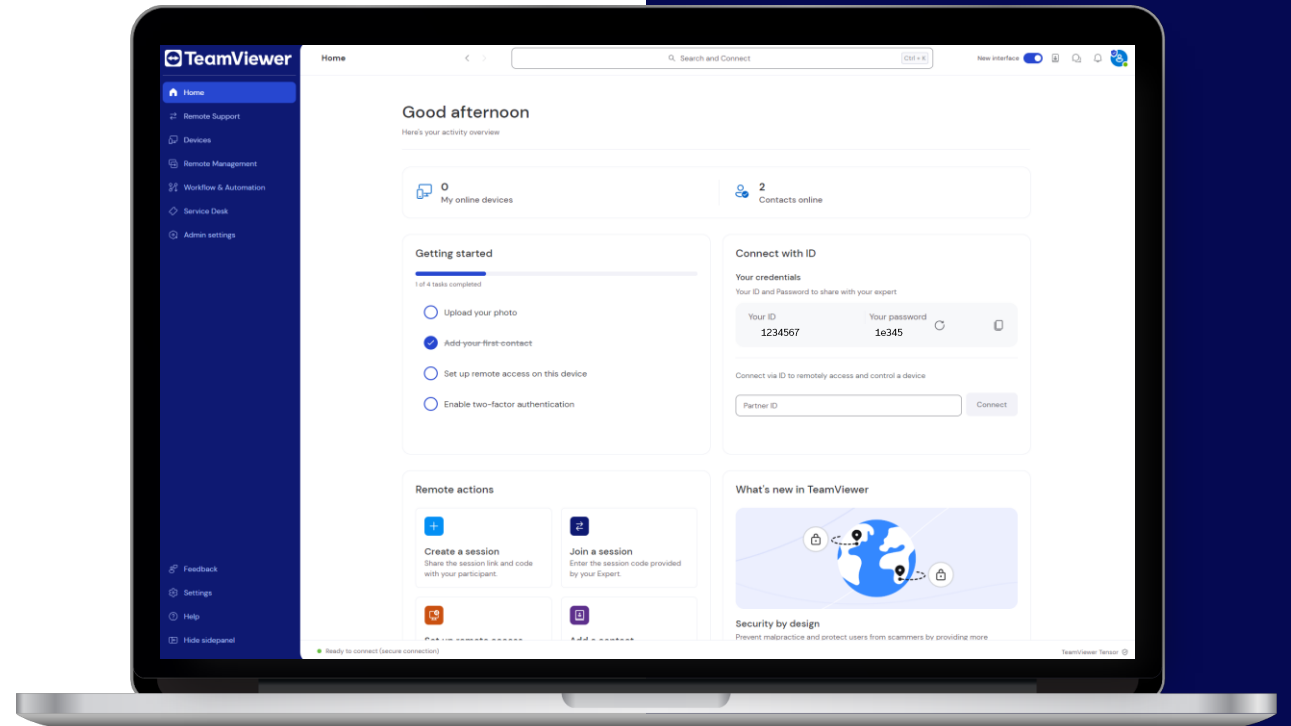
Powertools make it easy, effective and efficient

Stay secure

Ensure security with Conditional Access and Exclusive Trust Link (BYOC)

Management

MDM and Toggling new and old UI across your enterprise



Demo highlights

Simplified and intuitive

Experience the new Tensor UI

Stay productive

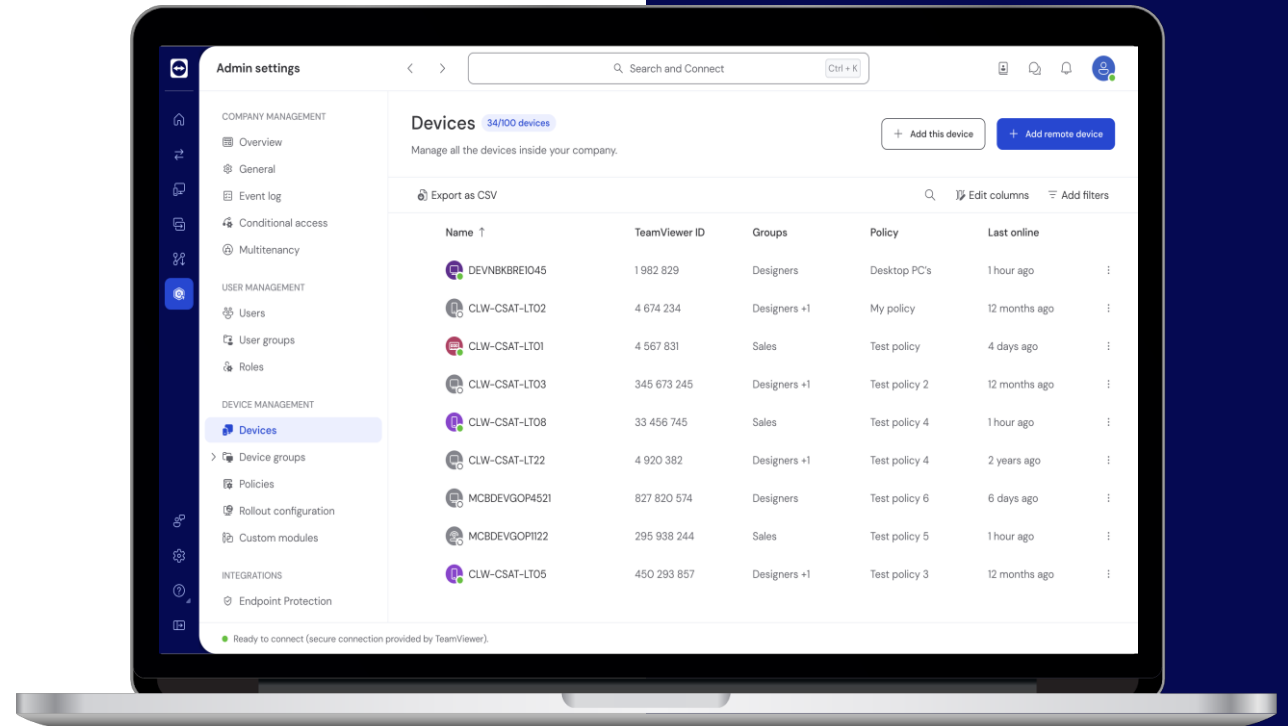
Power tools make it easy, effective and efficient

Stay secure

Ensure security with Conditional Access and Exclusive Trust Link (BYOC)

Management

MDM and Toggling new and old UI across your enterprise



Demo highlights

Simplified and intuitive

Experience the new Tensor UI

Stay productive

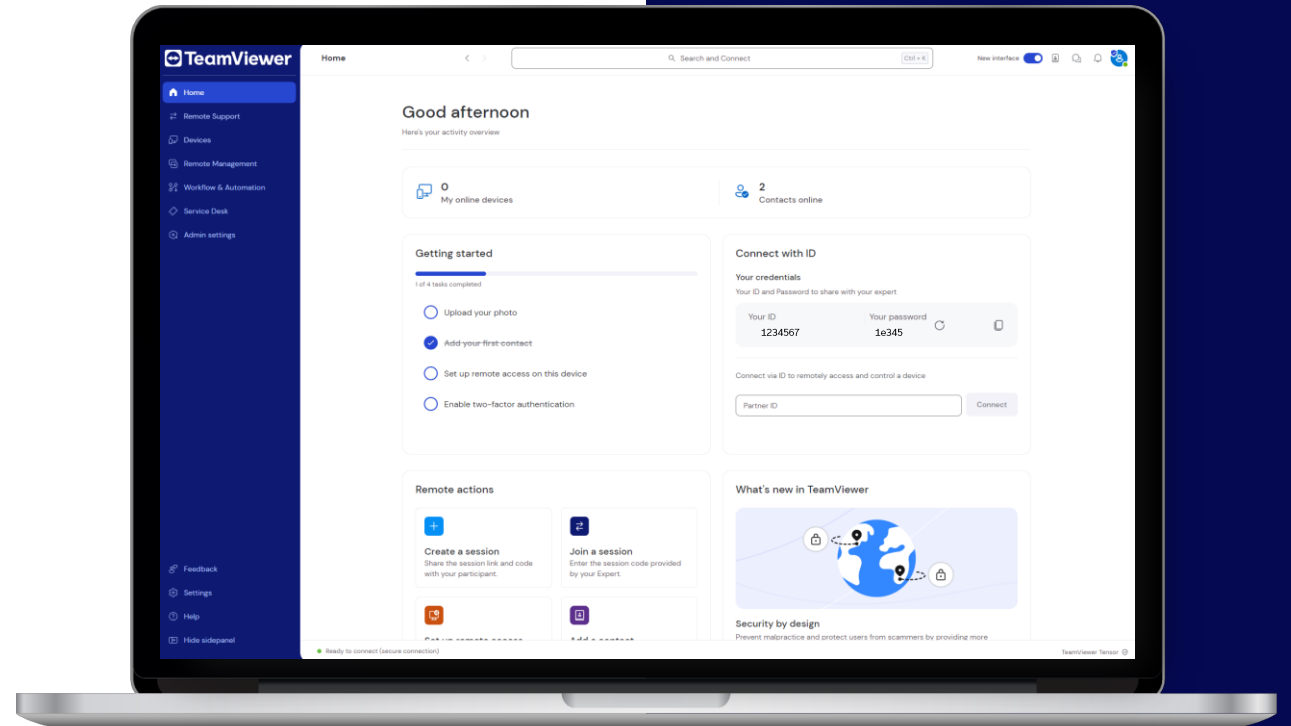
Powertools make it easy, effective and efficient

Stay secure

Ensure security with Conditional Access and Exclusive Trust Link (BYOC)

Management

MDM and Toggling new and old UI across your enterprise



Demo highlights

Simplified and intuitive

Experience the new Tensor UI

Stay productive

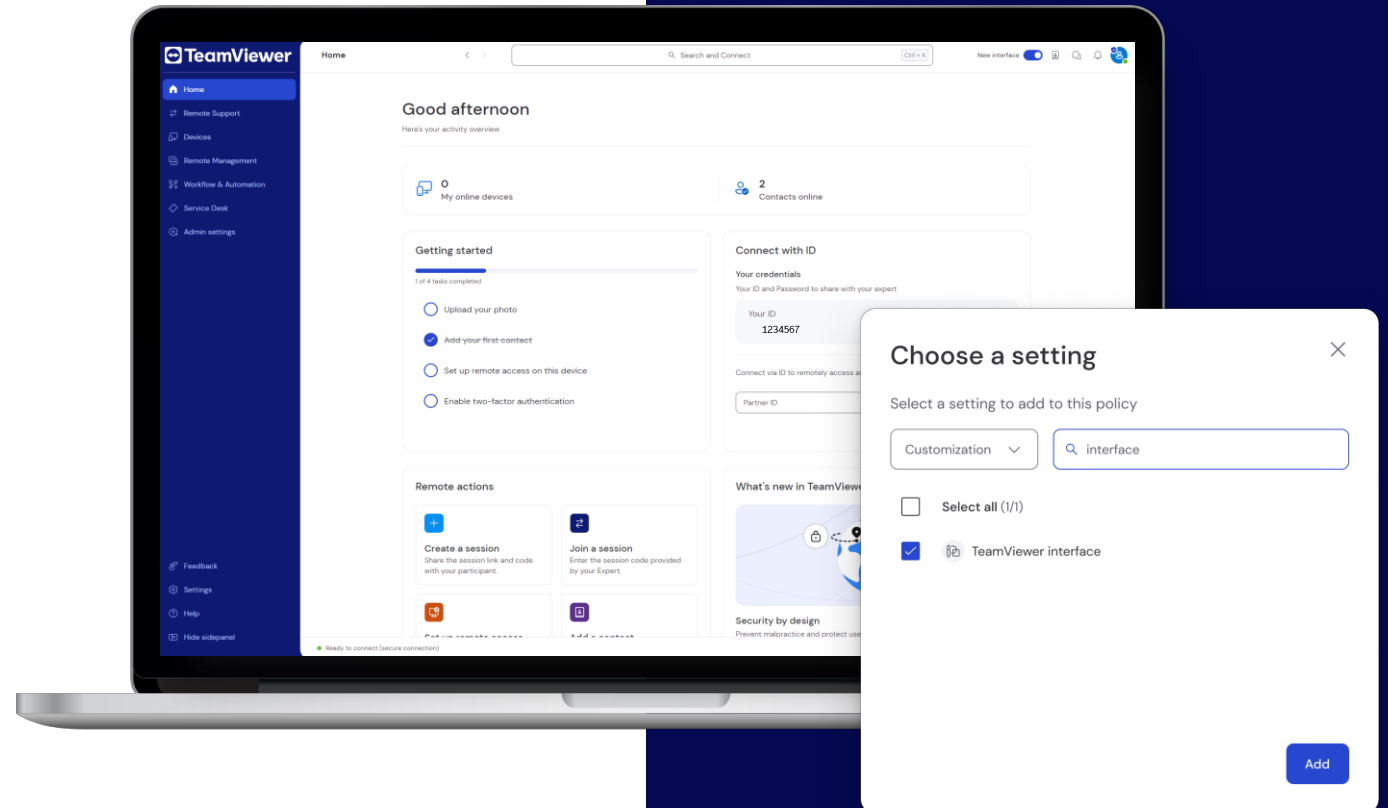
Powertools make it easy, effective and efficient

Stay secure

Ensure security with Conditional Access and Exclusive Trust Link (BYOC)

Management

MDM and Toggling new and old UI across your enterprise





All registered participants will receive a link to the recorded session of the webinar and any associated materials via email.

Q&A

Get in touch

Solution Engineer



For feedback,
product deep dives,
technical queries

Support



For questions
around managing,
changing
subscription

Account Executive



For placing any
order, upgrading
existing license or
general support

Thank
You